

# LIFEBREATH<sup>®</sup> 2500ERV-IFD

Indoor Air Systems ENERGY RECOVERY VENTILATOR



2500ERV-IFD

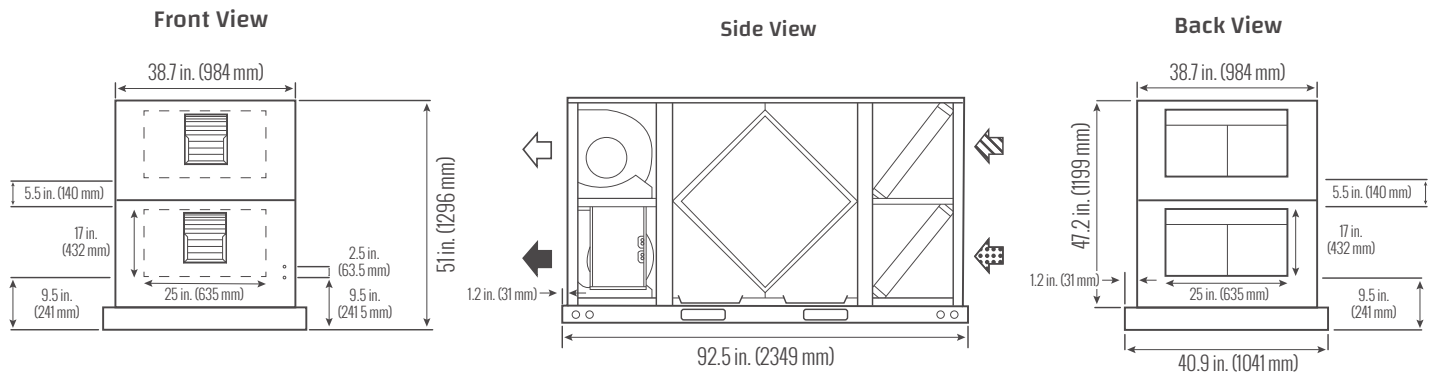
## 3 SPEED FAN DEFROST UNIT DESIGNED FOR INTERIOR INSTALLATIONS

- Uses 1 AHRI certified core 68-2501
- Interior fan defrost
- Microprocessor circuit board with built in interlock contacts
- Various duct configurations available.

**NOTE:** Removable service access panels on both sides of 2500 IFD cabinet.  
Service clearance - 42 in. on electrical panel side.  
All units conform to GSA and UL standards.



## DIMENSIONS



Airflow:

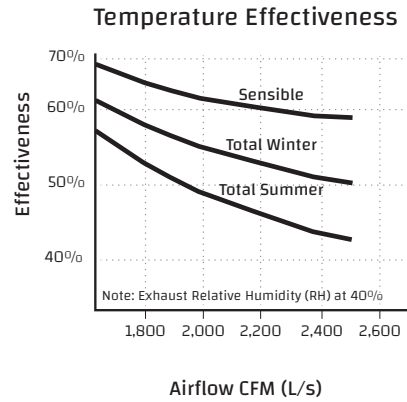
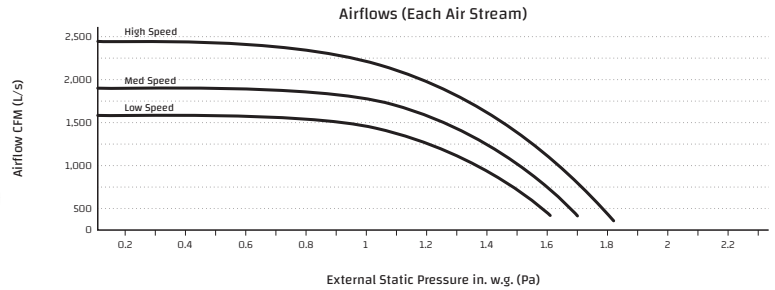
- ◻ Stale Air to Outside
- ◻ Fresh Air from Outside
- ◻ Stale Air from Inside
- ◻ Fresh Air to Inside

## FEATURES

<b>AIRFLOW</b>	2000 CFM (1175 L/s) at 1.0 in. w.g. ESP.
<b>PERFORMANCE</b>	58% effective at 2500 CFM (1175 L/s).
<b>CORES</b>	The cross-flow energy recovery core transfers heat and water vapor between the two air streams. Slides out of either side of cabinet for service.
<b>BLOWERS</b>	Two direct-drive centrifugal blowers, one per air stream.
<b>FILTERS</b>	Two 18 in. x 24 in. (457 mm x 610 mm) 4-inch pleated filters in each air stream.
<b>CONNECTION DUCT SIZES</b>	Four 24 in. X 16 in. (610mm X 406mm).
<b>CABINET</b>	22 gauge powder coated galvanized steel (G60) for superior corrosion resistance. 16 gauge galvanized frame, insulated with 1.0 in. fiberglass insulation to prevent condensation.
<b>DRAIN</b>	Two stainless steel drain pans with 1/2 in. (12 mm) NPT drain spouts.
<b>MOUNTING</b>	Unit can be set on floor or on support brackets hung by threaded rod type apparatus. Brackets and rod not provided.
<b>ELECTRONICS</b>	Integrated microprocessor board, optional remote 2 speed control, built in interlock contacts.
<b>DEFROST</b>	Factory set defrost time. Supply motor is shut off while exhaust air defrosts core.
<b>WARRANTY</b>	Units carry a 5 year warranty on the ERV core and a 2 year replacement parts warranty.

# LIFEBREATH® 2500ERV-IFD

Indoor Air Systems ENERGY RECOVERY VENTILATOR



## VOLTAGE OPTIONS

VOLTAGE	PHASE	MOTOR	AMPS	MCA	MOP	SKU
208	1	Two PSC, 1.0 hp, single shaft, 3 speed (2 available)	16.2	18.7	20	200-2500ERV-IFD-208SP* <small>* Special Inspection is required</small>
240	1		10.2	11.4	20	200-2500ERV-IFD-240SP